


IDÉAL MÉCANIQUE The name of this French system was mentioned in 21/618, and now Jacques Pitrat has now kindly sent photos of the set he owns and notes about it.

The name of the system is always printed in capitals without accents. The **maker** is 'Jouets J.R.B': there is no address, or date, but it is likely the system was produced just after WW2. Sets are very rare so no doubt it was not a great success.

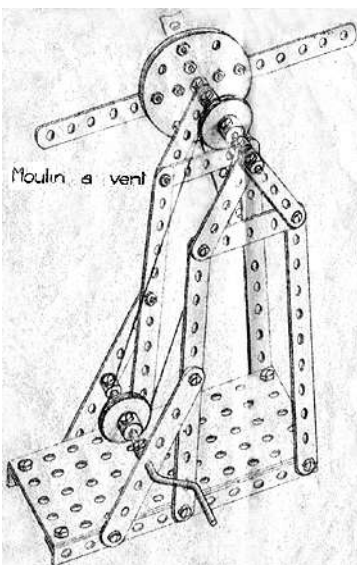
The **Set** is in a wooden box 44*31.5*2.8cm. There is nothing on the top of the lid, but the label right is pasted inside it. 'Boîte C' appears on the manual cover but nowhere else is any indication of other sets in the system. As can be seen in the open box below there are 17 compartments, formed by aluminium strips as partitions.



Basics The Strips, A/Gs, & Plates are made of 2mm thick, anodised aluminium, copper coloured. The Pulleys, Collars, & Gears are natural aluminium. The Axles & some Nuts are steel; the other Nuts & the Bolts are brass. The holes are 3.8mm Ø at 12.0mm pitch. The thread hasn't been identified but is 3.8mm o.d. With one exception mentioned below, bosses, & the Collar are single-tapped.

The Set includes the following **parts**, with the **quantities** found in curly brackets:


- **Strips:** 25h, 11h, 7h, 6h, 5h, & 3h {6,7,5,4,5,6}.
- **A/Gs:** 25h, 11h, & 7h {4,4,3}.
- **DAS:** 2*3*2h & 1*3*1h {8,5}.
- **A/B:** {11}.
- **Double Bracket:** 2*1*2h {2}.
- **Perf. Plates:** 11*5, 11*3, 7*3, 5*5, 5*3, & 3*3h {1, 2,4,2,2,2}.
- **5h Flat Trunnion** {8}.
- **Axles:** 150, 90, & 45mm long, 3.8mm Ø {1,1,2}.
- **Crank Handles:** 125 mm & 165mm o/a, also 3.8mm Ø {1,1}. They, and the Axles are a tight fit in the bosses & in the holes in the other parts.
- **Pulleys:** 24mm, 30mm, & 40mm with 4 face holes {1, 2,1}. There is also a 24mm **Loose Pulley** {1} which has an untapped boss on each side.
- **Collar:** 10mm Ø &



- **Worm:** 20mm long {1}.
- **Pinion:** 12 teeth, 4.0mm wide {2}.
- **Gear:** 36 teeth, again 4.0mm wide {1}.
- **N&B:** 7.5mm Ø, pan-headed brass Bolts, 7 & 13mm u/h {67, 8}. Hexagonal Nuts, 8mm A/F {99}. Some are steel, some brass.
- **Washer:** 19mm Ø {1}. (It may not be part of the Set but has a 3.8mm bore and no other questionable parts were found.)
- **A Screwdriver**, with an anodised aluminium handle.

Other Parts • A larger **Pulley** with boss. It is missing from the Set but is needed for some of the models and can be seen in the 2 models at the foot of the page. It has 4 holes like the 40mm Pulley, and 8 in an outer circle. • The vertical shaft in the Manège below appears to be made from 2 Axles joined by a **Coupling**. A Set Screw on either side can be seen, though they look to be nearly in line). No such part was found.

The **Manual** is 24*18cm and the cover is shown below (the 'C' is after Boite in the bottom right corner). Inside there is the Manège photo page (below) and 7 simple models on three other pages, all printed on one side only. One is the Windmill below left. It would be possible to build much more interesting models with the contents of the Set, but not the one on the label inside the lid.



Snippet. PÈRE NOËL / AÉRO TECHNIQUE MACREZ

This simple French aero system was described in 4/64, 30/884, & 33/978. The Ebay photo below shows a Plate and 2 pages from a manual, or perhaps it's a brochure. Said pages show some small sets hitherto unrecorded. The pages' heading, MEC-AERO MEC-ALU etc, was also on the lid of the Autogire set in OSN 33.

First the sets. There are 2 Aero sets on the LH page called PETIT NOËL A & B, priced at 6 & 9Fr. The Wing in them looks like the Plate and the other main part, the Fuselage, appears to be a 1 hole shorter version of the Rotor Blade in the Autogire set. The model which can be made from Set B is probably very similar to the one shown top right on the RH page (also made from a 9Fr set) but the Propeller seems to be

mounted differently. The other models on the RH page are a Crane (with a Propeller at the jib's rear end), a Windmill, & an AUTO-HELICE [Propeller-driven Car]. Its not clear what set would be needed for these models.

The Plate is stamped twice with the circular AÉRO MACREZ NOËL / NUNGESSER / ET COLI marking described in OSN 30 (the RH stamp is hard to see in the photo). As a Wing it is much smaller than that in any of the other known aeroplane models, the Biplane in OSN 30 for example. If its hole pitch is the 12mm of the 'earlier' parts it would measure about $14\frac{1}{2} \times 3\frac{1}{2}$ cm, against 25.2×5.9 cm before. One can't of course be sure that the pitch of the 'new' parts is 12mm but it seems likely because the stamping is the same diameter ($1\frac{1}{2}$ cm) as it was before.



AÉRO TECHNIQUE MACREZ: S3

OSN 52/1594

Another IDÉAL Set

A set from this French system with aluminium parts was described in 31/914 & one has come to hand since which is more complete. No manual though. There are also some differences in the parts, notably the thread, and the size of the holes & Axles, but the most obvious difference is that the parts are anodised red as right, instead of copper. I wonder if the change of colour corresponded to the changes mentioned above.

The BOX is identical except that it has a small label on the lid (above) as well as the one on the inside. The word in the bottom righthand corner is 'PARIS'.

The PARTS Holes are 4.2mm, bores 4.1, Axles etc 4.0 with a few 3.9mm. All holes are round. Bosses etc are single-tapped. The thread is the old French 4mm Ø standard, .75mm pitch. All circular parts are turned from the solid.

A list of the parts follows, with notes on differences, and the quantities found in curly brackets. New parts since OSN 31 are shown right; below they are in red; changes of quantity in blue. • **Strips**: 25,11,7,6,5,3h {8,8,6,4,6,6}. • **A/Gs**: 25,11,7h {4,4,4}. • **DAS**: 2*3*2h & 1*3*1h {8,8}. • **A/B**: {14}. • **Double Bracket**: 2*1*2h {2}. • **Perf. Plates**: 11*5, 11*3, 7*3, 5*5, 5*3, 3*3h {1,2,4,2,2,4}. • **5h Flat Trunnion** {8}. • **Axles**: 180,150,90,70,45mm long {1,2,4,2,2}. • **Crank Handles**: 125,165mm o/a {1,1}. • **Coupling**, 20mm long, 10mm Ø, with 1 cross bore & 3 s/t holes. • **Pulleys**: 24,30,40,58mm, the latter with rings of 4 & 8 face holes {4,4,2,1}. • **Loose Pulley**, 24mm with an untapped boss on

each side {2}. • **Collar**: 10mm Ø, 10mm long {10}. • **Worm**: 20mm long {1}. • **Pinion**: 12 teeth, 4.0mm wide {2}. • **Gear**: 36 teeth, again 4.0mm wide {1}. • **N&B**, aluminium. **Bolts**, 6.6mm Ø cheesehead with slight dome, $7\frac{1}{2}$, 10mm u/h {92,8}. **Nut**, hexagonal, 6.5mm A/F. 5 are steel, plated to match the aluminium ones. {96} • **Washer**, 10mm Ø {12}. • **Hook** of 1.8mm Ø steel wire, 22½mm o/a {1}. • **Spanner**, steel, 74mm o/a, at 7mm the jaws are rather wide {1}. • The **Screwdriver** was missing.



Fig.1




Fig.2




Fig.3

IDÉAL MÉCANIQUE: S2

OSN 52/1594